




ITEM NO. HSA01 – Performance Multi-Position Shock Tower for the HPI Savage, XL & 5T




This high performance multi-position shock tower for the HPI Savage, XL & 5T will not only add bling to your ride, but also provide strength and accurate response to the suspension system. It is precisely machined from aviation grade 6061 T6 aluminum alloy billet, and completed with anodized and brushed texture surfaces.

It's lightweight but rigid in structure. Furthermore, eleven shock mounting positions give you the choices of installing monster truck or buggy shocks.


Kit includes the shock tower, M4x10 washers (4), shock spacers (4), and instruction sheet.

Installation Instructions:

1. Please refer to your Savage instruction manual to remove the stock shock tower.
 - i. Savage 21: page 20 and 21
 - ii. Savage 25: page 21 and 22
 - iii. Savage SS: page 12 and 13
 - iv. Savage X: page 27 and 38 (Gear Box Assembly) exploded view.
2. Install the TSAIS shock tower and reassemble all necessary parts.
3. Be sure to install the M4x10 washers for the Savage X. Refer to Fig. 1 below.



<Fig. 1> Savage X, XL & 5T ONLY:
Install the black M4x10 washers (see arrows) on the front and rear of the suspension arms before you insert the pin.



Shock spacers are installed and secured with the screw and nut that came with the truck.

Warranty: TSAIS exhaust systems are covered against manufacturer's defects in materials, workmanship or assembly when are new (before installation). All warranty claims are handled by TSAIS/RCHub in the US, or authorized importers/distributors in your country or region.

*HPI Savage is a trade mark of HPI.

Tech Support/Customer Service: Phone: +1 816-224-2070

E-mail: support@tsais.com, URL: <http://tsais.com>

©Copyright 2009 by TSAIS All rights reserved.

Version: 20090826